

Scaled data based on original data using  
LM-79-08 Approved Method: Electrical and Photometric Measurements of Solid-  
State Lighting Products

Test Report Prepared for  
Cooper Lighting Solutions  
(formerly Eaton)

Brand: STREETWORKS

Report Number: P694879

Luminaire Tested: **LXF.LXT-PA16-30-740-U-T4W-TL**

Issue Date: 7/5/2023

**Test Information**

Test Method: LM-79-08  
Report Number: P694879  
TEST IS SCALED FROM IESNA LM-79-08 TEST DATA (G3-2306-062-25)  
Test Lab: INNOVATION CENTER  
Issue Date: 7/5/2023  
Manufacturer: COOPER LIGHTING SOLUTIONS (FORMERLY EATON)  
Product Line: STREETWORKS  
Catalog Number: LXF.LXT-PA16-30-740-U-T4W-TL  
Description: DECORATIVE POST TOP LUMINAIRE  
(1) 70 CRI, 4000K, 560mA LIGHTSQUARE WITH 16 LEDS AND TYPE IV WIDE OPTICS  
AND TEXTURED LENS PANELS  
Light Source: -  
Ballast/Driver: ELECTRONIC DRIVER

**Summary**

Lumens per Lamp: N/A  
Luminaire Lumens: 3580.1 lumens  
Efficiency: N/A  
Efficacy: 122.6 lumens/watt  
Luminous Opening: Rectangular w/ Sides (W: 1.17' x L: 1.17' x H: 0.83')  
IES Classification: Type IV - Medium  
BUG Rating: B1 - U3 - G2

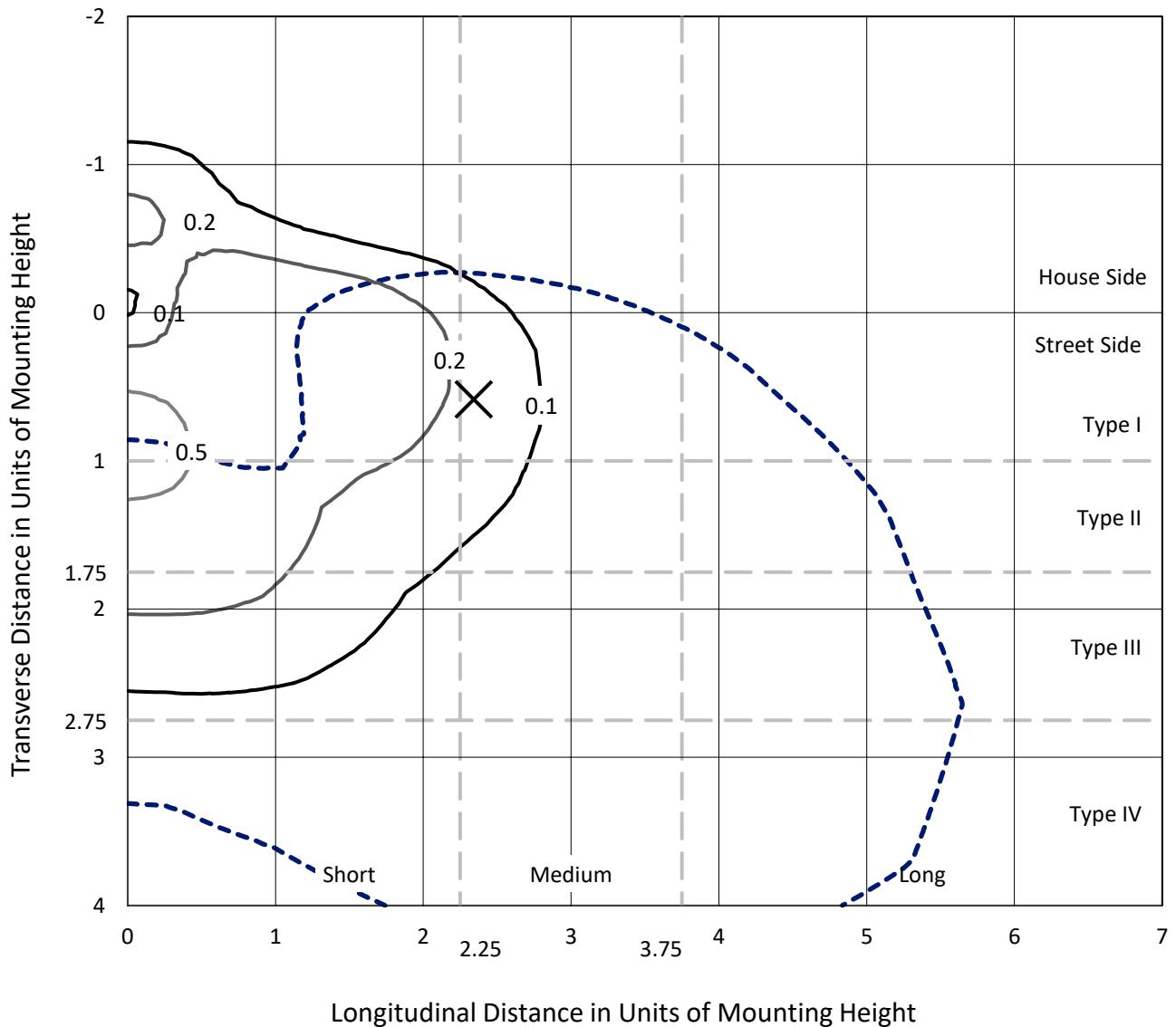
Input Watts (W): 29.2  
Input Voltage (V): NR  
Input Current (Ain): NR  
Voltage Rise (V): NR  
Power Factor: NR  
Total Harmonic Distortion (THDi): NR  
Frequency (hertz): 60  
Stabilization Time: NR  
Operation Time: NR  
Ambient Temperature (°C): NR  
Test Distance: 24 FT



REPORT NUMBER: P694879  
 CATALOG NUMBER: LXF.LXT-PA16-30-740-U-T4W-TL

### Iso-Footcandle Lines of Horizontal Illumination

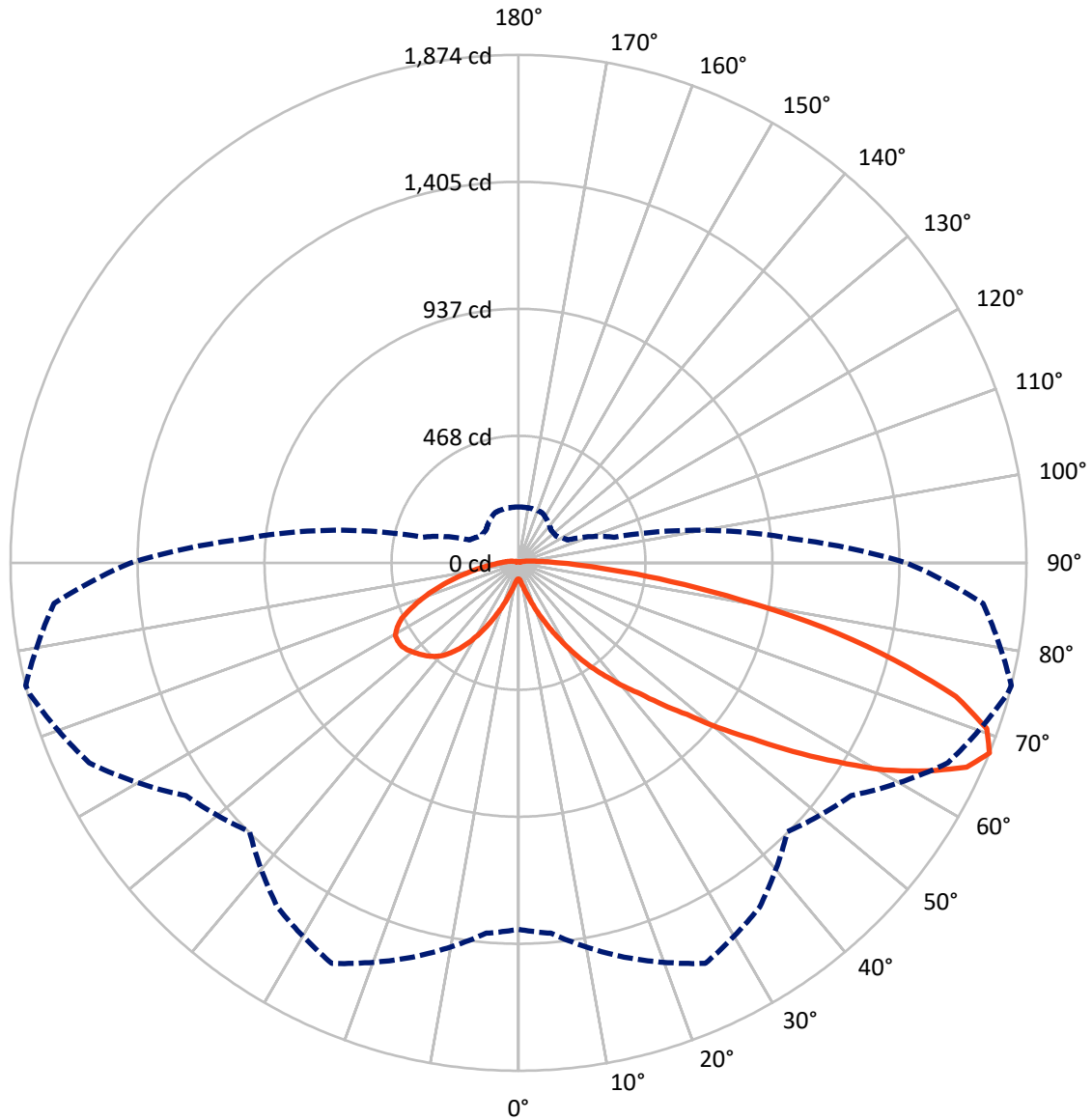
× Max cd  
 - - - 1/2 Max cd



Based on 25 foot mounting height. Maximum calculated value = 0.7 fc  
 Type IV - Medium - N/A

REPORT NUMBER: P694879  
CATALOG NUMBER: LXF.LXT-PA16-30-740-U-T4W-TL

### Luminous Intensity Polar Plot



— Vertical Plane Through 76-Deg Lateral      - - - Horizontal Cone Through 67.5-Deg Vertical

REPORT NUMBER: P694879  
 CATALOG NUMBER: LXF.LXT-PA16-30-740-U-T4W-TL

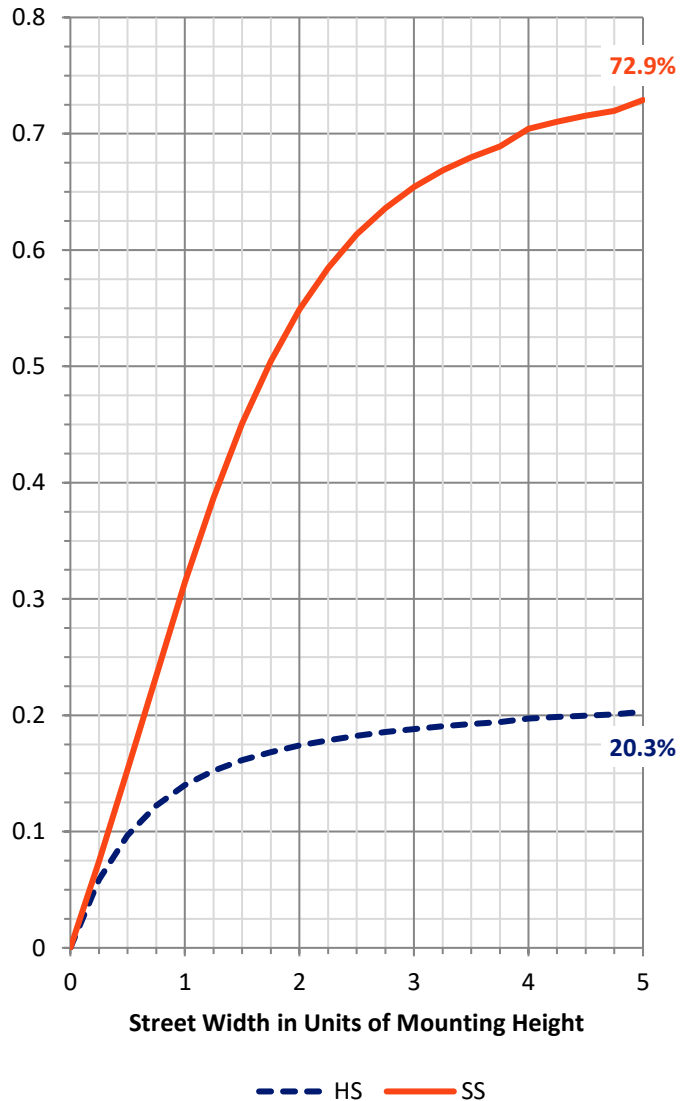
**FLUX DISTRIBUTION:**

		Downward	Upward	Total
<b>House Side</b>	Lumens	766.7	61.8	828.5
	% Fixture	21.4	1.7	23.1
<b>Street Side</b>	Lumens	2689.0	62.5	2751.5
	% Fixture	75.1	1.7	76.9
<b>Total</b>	Lumens	3455.7	124.4	3580.1
	% Fixture	96.5	3.5	100.0

**ZONAL LUMENS:**

Zone	Lumens	% Fixture
0°-10°	6.8	0.2
10°-20°	35.3	1.0
20°-30°	111.7	3.1
30°-40°	249.0	7.0
40°-50°	427.4	11.9
50°-60°	666.7	18.6
60°-70°	912.9	25.5
70°-80°	765.1	21.4
80°-90°	280.7	7.8
90°-100°	70.7	2.0
100°-110°	26.9	0.8
110°-120°	12.9	0.4
120°-130°	7.3	0.2
130°-140°	4.3	0.1
140°-150°	2.2	0.1
150°-160°	0.2	0.0
160°-170°	0.0	0.0
170°-180°	0.0	0.0
0°-90°	3455.7	96.5
0°-180°	3580.1	100.0

**Coefficient of Utilization**

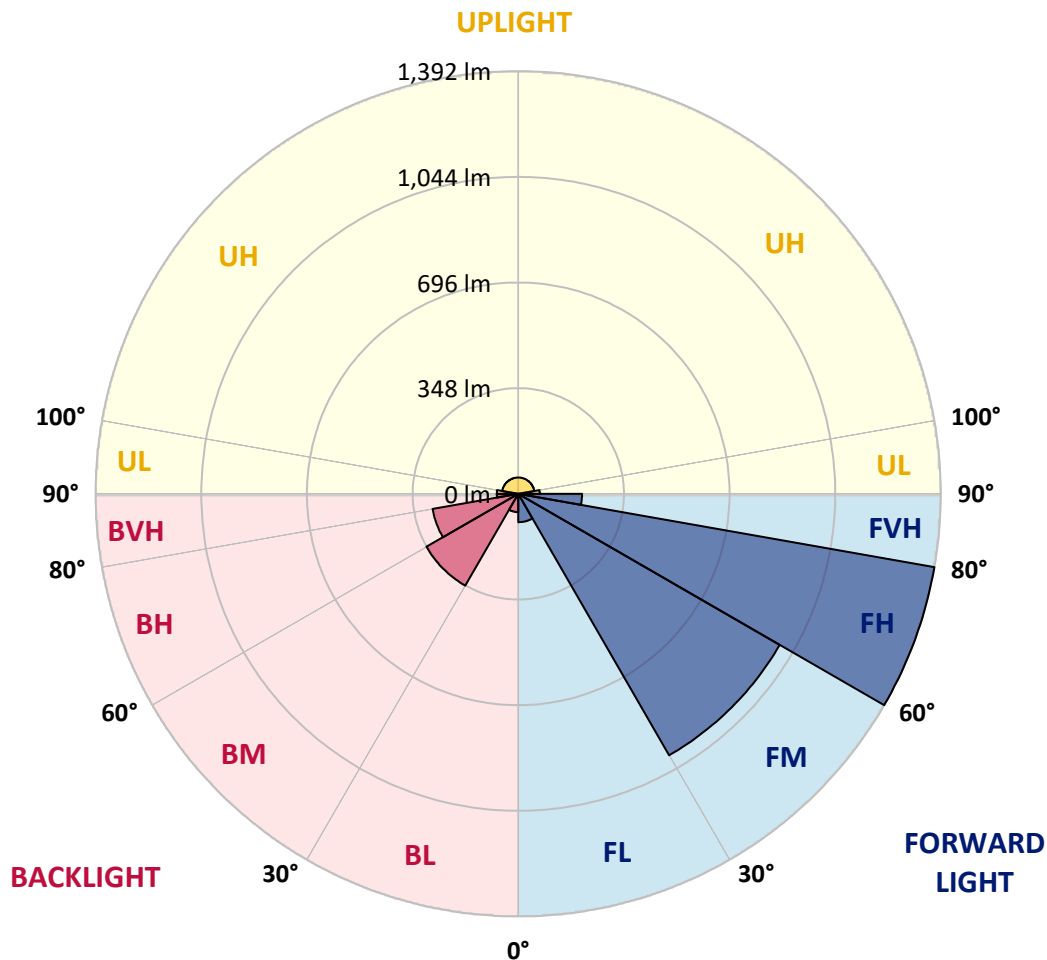


REPORT NUMBER: P694879  
 CATALOG NUMBER: LXF.LXT-PA16-30-740-U-T4W-TL

**LUMINAIRE CLASSIFICATION SYSTEM LUMEN TABLE AND BUG RATING:**

Zone	Lumens	% Fixture	Zone Rating/Lumen Limit		
			B	U	G
FL (0°-30°)	93.5	2.6			
FM (30°-60°)	994.1	27.8			
FH (60°-80°)	1391.6	38.9			G1/1800
FVH (80°-90°)	209.9	5.9			G2/225
BL (0°-30°)	60.4	1.7	B0/110		
BM (30°-60°)	349.1	9.8	B1/1000		
BH (60°-80°)	286.4	8.0	B1/500		G1/500
BVH (80°-90°)	70.9	2.0			G1/100
UL (90°-100°)	70.7	2.0		U3/500	
UH (100°-180°)	53.6	1.5		U3/500	

**BUG Rating: B1-U3-G2**  
 Type IV Medium



REPORT NUMBER: P694879  
 CATALOG NUMBER: LXF.LXT-PA16-30-740-U-T4W-TL

**CANDELA DISTRIBUTION (FULL):**

	0°	5°	15°	25°	35°	45°	55°	65°	75°	76°	85°
0°	59.5	59.5	59.5	59.5	59.5	59.5	59.5	59.5	59.5	59.5	59.5
2.5°	63.4	63.4	63.4	63.4	64.7	63.4	63.4	62.1	62.1	60.8	60.8
5°	72.5	72.5	72.5	72.5	72.5	71.2	69.9	68.6	67.3	66.0	66.0
7.5°	85.4	85.4	85.4	84.1	82.8	81.5	80.2	77.6	75.1	75.1	72.5
10°	103.5	103.5	103.5	102.2	98.4	95.8	93.2	89.3	88.0	86.7	84.1
12.5°	128.1	128.1	125.5	122.9	117.8	113.9	110.0	106.1	104.8	103.5	99.6
15°	159.2	157.9	155.3	147.5	142.3	135.9	132.0	128.1	124.2	124.2	122.9
17.5°	196.7	195.4	188.9	178.6	170.8	160.5	155.3	152.7	152.7	151.4	148.8
20°	242.0	242.0	232.9	217.4	201.9	188.9	185.1	183.8	183.8	185.1	181.2
22.5°	300.2	298.9	286.0	260.1	238.1	221.3	217.4	217.4	221.3	221.3	220.0
25°	364.9	363.6	340.3	311.9	276.9	258.8	249.8	256.2	265.3	266.6	267.9
27.5°	443.9	438.7	411.5	367.5	322.2	293.8	287.3	297.6	315.8	314.5	317.1
30°	525.4	522.8	485.3	430.9	370.1	331.3	326.1	345.5	366.2	367.5	374.0
32.5°	621.2	606.9	572.0	499.5	419.3	371.4	363.6	392.1	423.2	425.8	432.2
35°	716.9	715.6	658.7	573.3	471.0	408.9	402.5	436.1	480.1	481.4	490.5
37.5°	814.0	808.8	754.5	645.8	528.0	451.6	441.3	485.3	534.5	537.0	550.0
40°	916.2	909.7	851.5	723.4	587.5	498.2	486.6	538.3	595.3	600.5	616.0
42.5°	1005.5	1004.2	948.6	808.8	645.8	543.5	535.8	591.4	658.7	661.3	684.6
45°	1103.9	1087.0	1035.3	894.2	718.2	599.2	591.4	660.0	736.3	746.7	766.1
47.5°	1181.5	1173.7	1125.9	987.4	792.0	660.0	652.2	733.7	826.9	836.0	852.8
50°	1260.4	1251.4	1208.7	1075.4	872.2	731.2	729.9	826.9	940.8	955.0	973.2
52.5°	1325.1	1320.0	1294.1	1169.9	957.6	802.3	816.6	936.9	1066.3	1076.7	1094.8
55°	1386.0	1382.1	1376.9	1274.7	1059.9	896.8	908.5	1059.9	1208.7	1228.1	1256.6
57.5°	1431.3	1437.7	1448.1	1376.9	1167.3	991.3	1015.9	1210.0	1366.6	1384.7	1413.1
60°	1462.3	1472.7	1510.2	1479.1	1279.9	1096.1	1147.9	1348.4	1530.9	1551.6	1565.8
62.5°	1466.2	1483.0	1559.4	1565.8	1386.0	1206.1	1264.3	1496.0	1687.5	1691.4	1674.6
65°	1436.4	1449.4	1556.8	1618.9	1480.4	1313.5	1392.4	1647.4	1807.8	1816.9	1739.3
67.5°	1352.3	1371.7	1506.3	1630.6	1550.3	1402.8	1497.3	1747.0	1867.4	1873.8	1719.8
70°	1195.7	1230.7	1391.1	1563.3	1564.6	1452.0	1565.8	1789.7	1840.2	1832.4	1603.4
72.5°	1006.8	1015.9	1193.2	1423.5	1510.2	1450.7	1558.1	1738.0	1701.7	1687.5	1386.0
75°	736.3	760.9	926.6	1207.4	1380.8	1365.3	1466.2	1584.0	1459.7	1433.9	1129.7
77.5°	498.2	524.1	654.8	926.6	1162.1	1212.6	1298.0	1332.9	1175.0	1153.0	828.2
80°	313.2	331.3	423.2	647.0	911.0	990.0	1054.7	1032.7	852.8	832.1	588.8
82.5°	174.7	183.8	258.8	421.9	641.9	753.2	803.6	749.3	587.5	564.2	381.8
85°	91.9	103.5	146.2	256.2	428.3	535.8	575.9	495.6	361.1	353.3	238.1
87.5°	50.5	55.6	84.1	154.0	265.3	363.6	381.8	311.9	223.9	213.5	151.4
90°	31.1	33.6	49.2	91.9	164.3	227.8	239.4	195.4	139.8	137.2	100.9
92.5°	20.7	22.0	33.6	59.5	103.5	146.2	154.0	121.6	91.9	89.3	72.5
95°	15.5	16.8	25.9	42.7	71.2	99.6	98.4	82.8	62.1	60.8	53.1
97.5°	12.9	14.2	22.0	33.6	51.8	67.3	67.3	54.4	45.3	45.3	41.4
100°	11.6	11.6	18.1	27.2	38.8	49.2	49.2	40.1	33.6	33.6	31.1
102.5°	10.4	10.4	15.5	23.3	31.1	38.8	37.5	31.1	25.9	25.9	24.6
105°	9.1	9.1	14.2	19.4	25.9	31.1	29.8	24.6	20.7	19.4	18.1
107.5°	7.8	7.8	11.6	16.8	23.3	25.9	24.6	20.7	15.5	15.5	14.2
110°	7.8	7.8	10.4	15.5	19.4	22.0	20.7	16.8	12.9	12.9	11.6

REPORT NUMBER: P694879  
 CATALOG NUMBER: LXF.LXT-PA16-30-740-U-T4W-TL

**CANDELA DISTRIBUTION (continued):**

	0°	5°	15°	25°	35°	45°	55°	65°	75°	76°	85°
112.5°	6.5	6.5	9.1	12.9	16.8	19.4	18.1	14.2	10.4	10.4	10.4
115°	6.5	6.5	7.8	11.6	14.2	16.8	15.5	11.6	9.1	9.1	9.1
117.5°	6.5	6.5	7.8	10.4	12.9	14.2	12.9	10.4	7.8	7.8	7.8
120°	5.2	5.2	6.5	9.1	11.6	12.9	11.6	9.1	6.5	6.5	7.8
122.5°	5.2	5.2	6.5	7.8	10.4	11.6	10.4	7.8	6.5	6.5	6.5
125°	5.2	5.2	6.5	7.8	9.1	10.4	9.1	6.5	6.5	6.5	6.5
127.5°	5.2	5.2	5.2	6.5	7.8	9.1	7.8	6.5	5.2	5.2	6.5
130°	5.2	5.2	5.2	6.5	7.8	7.8	6.5	5.2	5.2	5.2	6.5
132.5°	5.2	5.2	5.2	5.2	6.5	6.5	6.5	5.2	5.2	5.2	5.2
135°	5.2	5.2	5.2	5.2	6.5	6.5	5.2	5.2	5.2	5.2	5.2
137.5°	5.2	3.9	3.9	5.2	5.2	5.2	5.2	3.9	3.9	3.9	5.2
140°	3.9	3.9	3.9	3.9	5.2	5.2	3.9	3.9	3.9	3.9	3.9
142.5°	3.9	3.9	3.9	3.9	3.9	3.9	3.9	3.9	3.9	3.9	3.9
145°	3.9	3.9	3.9	2.6	3.9	3.9	2.6	2.6	2.6	3.9	3.9
147.5°	2.6	2.6	2.6	2.6	2.6	2.6	2.6	2.6	2.6	2.6	2.6
150°	2.6	2.6	2.6	2.6	2.6	2.6	2.6	2.6	2.6	2.6	2.6
152.5°	0.0	0.0	0.0	0.0	0.0	0.0	0.0	0.0	0.0	0.0	0.0
155°	0.0	0.0	0.0	0.0	0.0	0.0	0.0	0.0	0.0	0.0	0.0
157.5°	0.0	0.0	0.0	0.0	0.0	0.0	0.0	0.0	0.0	0.0	0.0
160°	0.0	0.0	0.0	0.0	0.0	0.0	0.0	0.0	0.0	0.0	0.0
162.5°	0.0	0.0	0.0	0.0	0.0	0.0	0.0	0.0	0.0	0.0	0.0
165°	0.0	0.0	0.0	0.0	0.0	0.0	0.0	0.0	0.0	0.0	0.0
167.5°	0.0	0.0	0.0	0.0	0.0	0.0	0.0	0.0	0.0	0.0	0.0
170°	0.0	0.0	0.0	0.0	0.0	0.0	0.0	0.0	0.0	0.0	0.0
172.5°	0.0	0.0	0.0	0.0	0.0	0.0	0.0	0.0	0.0	0.0	0.0
175°	0.0	0.0	0.0	0.0	0.0	0.0	0.0	0.0	0.0	0.0	0.0
177.5°	0.0	0.0	0.0	0.0	0.0	0.0	0.0	0.0	0.0	0.0	0.0
180°	0.0	0.0	0.0	0.0	0.0	0.0	0.0	0.0	0.0	0.0	0.0



REPORT NUMBER: P694879  
 CATALOG NUMBER: LXF.LXT-PA16-30-740-U-T4W-TL

**CANDELA DISTRIBUTION (continued):**

	90°	95°	105°	115°	125°	135°	145°	155°	165°	175°	180°
0°	59.5	59.5	59.5	59.5	59.5	59.5	59.5	59.5	59.5	59.5	59.5
2.5°	60.8	59.5	59.5	59.5	59.5	58.2	58.2	58.2	58.2	56.9	58.2
5°	64.7	64.7	63.4	60.8	60.8	59.5	59.5	58.2	58.2	56.9	56.9
7.5°	72.5	71.2	68.6	67.3	64.7	63.4	62.1	60.8	60.8	59.5	59.5
10°	82.8	81.5	77.6	75.1	72.5	69.9	68.6	67.3	66.0	64.7	64.7
12.5°	98.4	95.8	91.9	85.4	82.8	78.9	76.4	75.1	75.1	75.1	73.8
15°	120.4	116.5	110.0	102.2	94.5	89.3	88.0	88.0	88.0	89.3	89.3
17.5°	146.2	141.1	133.3	120.4	110.0	103.5	102.2	102.2	103.5	106.1	106.1
20°	178.6	172.1	160.5	143.6	128.1	119.1	116.5	119.1	124.2	125.5	125.5
22.5°	216.1	210.9	191.5	166.9	147.5	135.9	133.3	135.9	142.3	147.5	148.8
25°	261.4	253.6	226.5	194.1	166.9	152.7	148.8	155.3	164.3	172.1	172.1
27.5°	311.9	302.8	265.3	222.6	186.3	166.9	163.1	172.1	187.6	196.7	198.0
30°	366.2	352.0	302.8	249.8	203.2	179.9	177.3	190.2	208.3	220.0	221.3
32.5°	425.8	402.5	341.6	274.3	218.7	188.9	187.6	204.5	226.5	240.7	242.0
35°	481.4	455.5	376.6	292.5	229.1	195.4	195.4	214.8	240.7	254.9	256.2
37.5°	535.8	502.1	406.3	306.7	234.2	198.0	199.3	222.6	248.5	262.7	264.0
40°	595.3	552.6	432.2	313.2	235.5	199.3	201.9	226.5	249.8	264.0	264.0
42.5°	657.4	605.6	449.0	313.2	232.9	198.0	200.6	225.2	247.2	257.5	258.8
45°	729.9	662.6	460.7	308.0	227.8	194.1	198.0	222.6	239.4	244.6	245.9
47.5°	812.7	722.1	469.8	300.2	221.3	190.2	195.4	216.1	230.3	230.3	230.3
50°	917.5	789.4	477.5	287.3	213.5	186.3	191.5	210.9	218.7	216.1	216.1
52.5°	1031.4	863.2	482.7	274.3	205.8	181.2	187.6	205.8	209.6	203.2	203.2
55°	1158.2	949.9	482.7	261.4	198.0	177.3	185.1	200.6	201.9	195.4	192.8
57.5°	1279.9	1018.4	476.2	247.2	190.2	173.4	182.5	198.0	198.0	191.5	190.2
60°	1388.6	1081.9	465.9	234.2	185.1	170.8	182.5	196.7	196.7	191.5	191.5
62.5°	1466.2	1102.6	440.0	222.6	179.9	170.8	183.8	198.0	199.3	196.7	195.4
65°	1485.6	1092.2	410.2	209.6	174.7	169.5	186.3	201.9	203.2	201.9	201.9
67.5°	1431.3	1015.9	364.9	199.3	170.8	169.5	187.6	204.5	205.8	205.8	205.8
70°	1290.2	902.0	323.5	187.6	166.9	168.2	190.2	207.1	207.1	207.1	207.1
72.5°	1090.9	757.0	280.8	177.3	160.5	165.6	190.2	205.8	205.8	204.5	204.5
75°	861.9	599.2	240.7	166.9	152.7	160.5	187.6	201.9	200.6	199.3	198.0
77.5°	638.0	445.2	201.9	152.7	143.6	154.0	179.9	192.8	191.5	190.2	187.6
80°	440.0	310.6	168.2	138.5	132.0	143.6	168.2	179.9	178.6	176.0	176.0
82.5°	286.0	213.5	135.9	121.6	119.1	132.0	155.3	164.3	161.8	159.2	157.9
85°	185.1	144.9	108.7	103.5	106.1	117.8	135.9	143.6	142.3	139.8	137.2
87.5°	121.6	103.5	85.4	85.4	90.6	103.5	116.5	120.4	119.1	119.1	116.5
90°	85.4	77.6	69.9	71.2	77.6	89.3	95.8	97.1	95.8	97.1	94.5
92.5°	63.4	59.5	56.9	59.5	66.0	75.1	78.9	76.4	77.6	77.6	76.4
95°	49.2	47.9	47.9	50.5	56.9	63.4	64.7	60.8	63.4	63.4	62.1
97.5°	38.8	38.8	40.1	42.7	47.9	53.1	53.1	50.5	51.8	51.8	51.8
100°	31.1	31.1	33.6	36.2	41.4	45.3	44.0	41.4	42.7	41.4	40.1
102.5°	24.6	25.9	28.5	31.1	34.9	37.5	37.5	34.9	34.9	33.6	33.6
105°	19.4	20.7	23.3	27.2	29.8	32.4	32.4	29.8	27.2	25.9	25.9
107.5°	15.5	16.8	19.4	22.0	25.9	27.2	27.2	24.6	22.0	19.4	19.4
110°	12.9	14.2	16.8	19.4	22.0	23.3	23.3	20.7	18.1	15.5	15.5

REPORT NUMBER: P694879  
 CATALOG NUMBER: LXF.LXT-PA16-30-740-U-T4W-TL

**CANDELA DISTRIBUTION (continued):**

	90°	95°	105°	115°	125°	135°	145°	155°	165°	175°	180°
112.5°	11.6	11.6	14.2	16.8	18.1	19.4	19.4	18.1	14.2	12.9	12.9
115°	9.1	10.4	11.6	14.2	15.5	16.8	16.8	14.2	11.6	10.4	10.4
117.5°	9.1	9.1	10.4	12.9	14.2	15.5	14.2	12.9	10.4	9.1	9.1
120°	7.8	9.1	10.4	10.4	12.9	12.9	12.9	10.4	9.1	9.1	9.1
122.5°	7.8	7.8	9.1	10.4	10.4	11.6	11.6	9.1	7.8	7.8	7.8
125°	6.5	7.8	7.8	9.1	10.4	10.4	10.4	7.8	7.8	7.8	7.8
127.5°	6.5	6.5	7.8	7.8	9.1	9.1	9.1	7.8	6.5	6.5	6.5
130°	6.5	6.5	6.5	6.5	7.8	7.8	7.8	6.5	6.5	6.5	6.5
132.5°	6.5	6.5	6.5	6.5	6.5	6.5	6.5	6.5	5.2	6.5	6.5
135°	5.2	5.2	5.2	5.2	6.5	6.5	5.2	5.2	5.2	5.2	5.2
137.5°	5.2	5.2	5.2	5.2	5.2	5.2	5.2	5.2	5.2	5.2	5.2
140°	5.2	5.2	5.2	3.9	5.2	5.2	3.9	3.9	3.9	5.2	5.2
142.5°	3.9	3.9	3.9	3.9	3.9	3.9	3.9	3.9	3.9	3.9	3.9
145°	3.9	3.9	3.9	2.6	2.6	3.9	3.9	3.9	3.9	3.9	3.9
147.5°	2.6	2.6	2.6	2.6	2.6	2.6	2.6	2.6	2.6	3.9	2.6
150°	2.6	2.6	2.6	2.6	2.6	2.6	2.6	2.6	2.6	2.6	2.6
152.5°	0.0	0.0	0.0	0.0	0.0	0.0	0.0	0.0	0.0	0.0	0.0
155°	0.0	0.0	0.0	0.0	0.0	0.0	0.0	0.0	0.0	0.0	0.0
157.5°	0.0	0.0	0.0	0.0	0.0	0.0	0.0	0.0	0.0	0.0	0.0
160°	0.0	0.0	0.0	0.0	0.0	0.0	0.0	0.0	0.0	0.0	0.0
162.5°	0.0	0.0	0.0	0.0	0.0	0.0	0.0	0.0	0.0	0.0	0.0
165°	0.0	0.0	0.0	0.0	0.0	0.0	0.0	0.0	0.0	0.0	0.0
167.5°	0.0	0.0	0.0	0.0	0.0	0.0	0.0	0.0	0.0	0.0	0.0
170°	0.0	0.0	0.0	0.0	0.0	0.0	0.0	0.0	0.0	0.0	0.0
172.5°	0.0	0.0	0.0	0.0	0.0	0.0	0.0	0.0	0.0	0.0	0.0
175°	0.0	0.0	0.0	0.0	0.0	0.0	0.0	0.0	0.0	0.0	0.0
177.5°	0.0	0.0	0.0	0.0	0.0	0.0	0.0	0.0	0.0	0.0	0.0
180°	0.0	0.0	0.0	0.0	0.0	0.0	0.0	0.0	0.0	0.0	0.0

(END OF REPORT)